

(19)  Canadian Intellectual Property Office

An Agency of Industry Canada

Office de la Propriété Intellectuelle du Canada

Un organisme d'Industrie Canada

(11) CA 2 276 984

(13) A1

(43) 01.01.2000

(12)

(21) 2 276 984

(22) 30.06.1999

(51) Int. Cl.: A61K 031/41, A61K 038/00, A61K 038/04, A61K 038/06, A61K 045/06, A61K 038/17, A61K 038/38

(30) H10-186234 JP 01.07.1998

(71) A. NATTERMANN & CIE. GMBH, Nattermannallee 1, KÖLN, XX (DE).


(72) TANAKA, ZYUNJI (JP).

(74) Ridout & Maybee

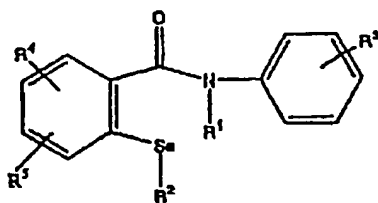
(54) INHIBITEUR DE CYCLO-OXYGENASE  
(54) CYCLOOXYGENASE INHIBITOR

(57)

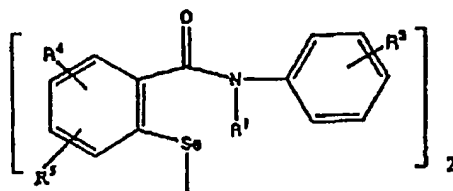
A cyclooxygenase-2-inhibitor containing as an active ingredient a compound having-cyclooxygenase-2-inhibitory activity and exhibiting low toxicity that causes only minor side effects. The active compound is represented by the following formula (1) or (1'):  
<IMG> wherein R1 represents a hydrogen atom or a C1-C3 alkyl group; R2 represents a hydrogen atom, a hydroxyl group, an organic group capable of being bound through its thiol group within the molecule, or R1 and R2 may join to each other to form a single bond; R3 represents a hydrogen atom, a halogen atom, a C1-C3 alkyl group, a C1-C3 alkoxy group, a trifluoromethyl group, or a nitro group; each of R4 and R5, which may be identical to or different from each other, represents a hydrogen atom, a halogen atom, a C1-C4 alkoxy group, a trifluoromethyl group, or R4 and R5 may join to each other to form a methylenedioxy group



- (72) TANAKA, ZYUNJI, JP  
(71) A. NATTERMANN & CIE. GMBH, DE  
(51) Int. Cl.<sup>6</sup> A61K 31/41, A61K 38/38, A61K 38/17, A61K 45/06,  
A61K 38/06, A61K 38/04, A61K 38/00  
(30) 1998/07/01 (H10-186234) JP  
(54) **INHIBITEUR DE CYCLO-OXYGENASE**  
(54) **CYCLOOXYGENASE INHIBITOR**



(1)



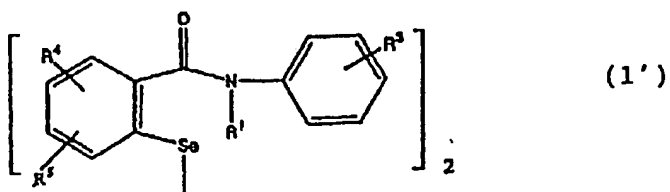
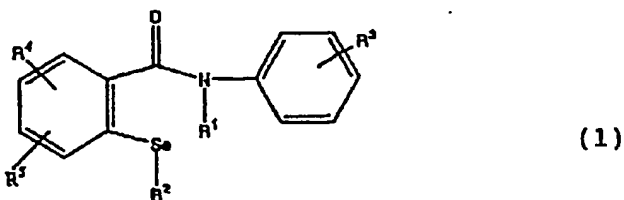
(1')

(57) A cyclooxygenase-2-inhibitor containing as an active ingredient a compound having-cyclooxygenase-2-inhibitory activity and exhibiting low toxicity that causes only minor side effects. The active compound is represented by the following formula (1) or (1'): (see formulae 1 and 1') wherein R<sup>1</sup> represents a hydrogen atom or a C1-C3 alkyl group; R<sup>2</sup> represents a hydrogen atom, a hydroxyl group, an organic group capable of being bound through its thiol group within the molecule, or R<sup>1</sup> and R<sup>2</sup> may join to each other to form a single bond; R<sup>3</sup> represents a hydrogen atom, a halogen atom, a C1-C3 alkyl group, a C1-C3 alkoxy group, a trifluoromethyl group, or a nitro group; each of R<sup>4</sup> and R<sup>5</sup>, which may be identical to or different from each other, represents a hydrogen atom, a halogen atom, a C1-C4 alkoxy group, a trifluoromethyl group, or R<sup>4</sup> and R<sup>5</sup> may join to each other to form a methylenedioxy group



## Abstract of the Disclosure

A cyclooxygenase-2-inhibitor containing as an active ingredient a compound having cyclooxygenase-2-inhibitory activity and exhibiting low toxicity that causes only minor side effects. The active compound is represented by the following formula (1) or (1'):



wherein R<sup>1</sup> represents a hydrogen atom or a C1-C3 alkyl group; R<sup>2</sup> represents a hydrogen atom, a hydroxyl group, an organic group capable of being bound through its thiol group within the molecule, or R<sup>1</sup> and R<sup>2</sup> may join to each other to form a single bond; R<sup>3</sup> represents a hydrogen atom, a halogen atom, a C1-C3 alkyl group, a C1-C3 alkoxy group, a trifluoromethyl group, or a nitro group; each of R<sup>4</sup> and R<sup>5</sup>, which may be identical to or different from each other, represents a hydrogen atom, a halogen atom, a C1-C4 alkoxy group, a trifluoromethyl group, or R<sup>4</sup> and R<sup>5</sup> may join to each other to form a methylenedioxy group.

## CYCLOOXYGENASE INHIBITOR

## BACKGROUND OF THE INVENTION

## Field of the Invention

The present invention relates to a cyclooxygenase-2 inhibitor. The inhibitor inhibits synthesis of prostaglandin H and I, or synthesis of their subsequent metabolites thromboxanes, and can be used as a drug for both treatment and prevention of ischemic diseases, senile dementia, cancer, asthma, arterial sclerosis, and various inflammation diseases.

## Background Art

Cyclooxygenase (prostaglandin-endoperoxide synthase) is an enzyme that catalyzes *in vivo* synthesis of prostaglandin H<sub>2</sub> from its substrate arachidonic acid. Prostaglandin H<sub>2</sub> is physiologically very active. From prostaglandin H<sub>2</sub>, there are produced metabolites of prostaglandin D<sub>2</sub>, E<sub>2</sub>, and F<sub>2</sub> and metabolites of thromboxane A<sub>2</sub> and B<sub>2</sub>, all of which are also physiologically very active.

Consequently, inhibition of the cyclooxygenase activity results in inhibition of synthesis of these metabolites. Thus, the prostaglandin H<sub>2</sub> inhibitors can inhibit not only prostaglandin H<sub>2</sub>, but also other physiologically very active compounds, such as prostaglandin D<sub>2</sub>, E<sub>2</sub>, and F<sub>2</sub> and thromboxane A<sub>2</sub> and B<sub>2</sub>.

Cyclooxygenase is widely known to be involved in inflammation. For treatment of such inflammation, various cyclooxygenase inhibitors have been widely used, including

aspirin and indomethacin. However, at the time when these drugs were discovered, there was known only one type of cyclooxygenase that is ubiquitously present in the living body.

Another type of cyclooxygenase; namely, the inducible type of cyclooxygenase, has recently been discovered. This inducible type of cyclooxygenase is induced upon various stimuli and is called cyclooxygenase 2, whereas the ubiquitous type is now called cyclooxygenase 1. Furthermore, it has recently become clear that cyclooxygenase 2 is deeply involved in ischemic diseases, senile dementia, cancer, asthma, arterial sclerosis, and a variety of inflammation diseases. From these observations, cyclooxygenase-2-inhibitors are considered to be potentially very effective drugs for treatment of these diseases (G. Cirino. Biochem. Pharmacol. 55: 105-111, 1998).

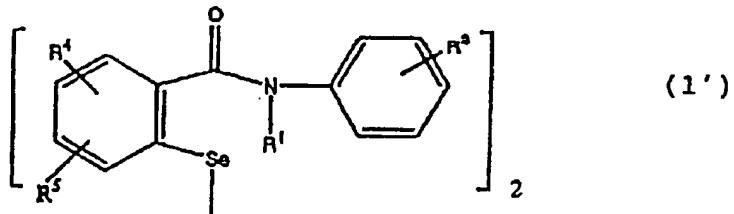
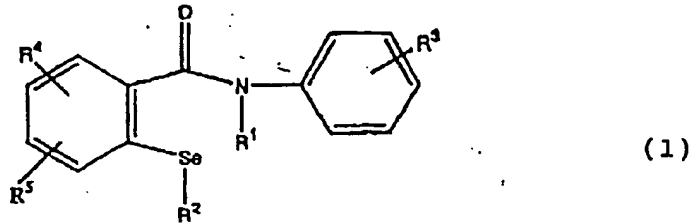
#### SUMMARY OF THE INVENTION

In view of the foregoing, the present invention is to provide a pharmaceutical containing, as an active ingredient thereof, a compound which inhibits cyclooxygenase 2 to thereby serve as an excellent therapeutic drug for the above-mentioned diseases, and which has low toxicity that causes only minor side effects to the extent that they are suitable for clinical use.

Accordingly, the present invention provides the following.

- 1) A cyclooxygenase-2-inhibitor comprising, as an

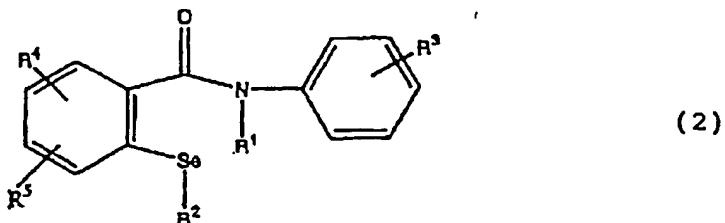
active ingredient, a compound represented by the following formula (1) or (1'):



wherein  $R^1$  represents a hydrogen atom or an alkyl group having 1-3 carbon atoms;  $R^2$  represents a peptide or protein capable of binding through its own thiol group within the molecule, or  $R^1$  and  $R^2$  may join to each other to form a single bond; and  $R^3$  represents a hydrogen atom, a halogen atom, an alkyl group having 1-3 carbon atoms, an alkoxy group having 1-3 carbon atoms, a trifluoromethyl group, or a nitro group; and each of  $R^4$  and  $R^5$ , which may be identical to or different from each other, represents a hydrogen atom, a halogen atom, an alkoxy group having 1-4 carbon atoms, a trifluoromethyl group, or  $R^4$  and  $R^5$  may join to each other to form a methylenedioxy group; a salt thereof, or a hydrate thereof.

2) A cyclooxygenase-2-inhibitor containing, as an active ingredient, 2-phenyl-1,2-benziselenazol-3(2H)-one (hereinafter referred to as compound A), a salt thereof, or a hydrate thereof.

3) A cyclooxygenase-2-inhibitor comprising, as an active ingredient, a compound represented by the following formula (2):



wherein R<sup>2</sup> represents a peptide or protein capable of binding through its own thiol group within the molecule, and R<sup>1</sup>, R<sup>3</sup>, R<sup>4</sup>, and R<sup>5</sup> are the same as defined above; a salt thereof; or a hydrate thereof.

4) A cyclooxygenase-2-inhibitor containing, as an active ingredient, S-(2-phenylcarbamoyl-phenylselenyl)-albumin (hereinafter referred to as compound B), a salt thereof, or a hydrate thereof.

The present invention is further directed to a method for producing a pharmaceutical composition for the therapy and/or prophylaxis of such diseases which are caused in a disturbance and/or in an influence of the cyclooxygenase-2-inhibition wherein for producing of said composition a cyclooxygenase-2-inhibitor is used as active ingredient, wherein said cyclooxygenase-2-inhibitor is characterized by the before described general formulas.

Moreover the present invention is preferably directed to a

method for producing a pharmaceutical composition for the therapy and/or prophylaxis of ischemic diseases, senile dementia, cancer, asthma, arterial sclerosis, and/or inflammation diseases wherein for producing of said composition a cyclooxygenase-2-inhibitor of the afore mentioned type is used as active ingredient.

In the frame of the present invention the term active ingredient is not only used for a single active ingredient but also for a mixture of active ingredients, which are used for the producing of the inventive composition accordingly.

Furthermore the present invention is directed to a method for therapy and/or prophylaxis of such diseases which are caused in a disturbance and/or in an influence of the cyclooxygenase-2-inhibition, wherein a pharmaceutical composition comprising a cyclooxygenase-2-inhibitor according to the afore described type as active ingredient is orally administered in a daily dosage of 100 to 2000 mg, relative to the active ingredient, for an adult.

Perferably a composition is orally administered to an adult having such a concentration of said active ingredient that a daily dosage of 200 to 1000 mg is given.

If the inventive method is used for therapy and/or prophylaxis



of such diseases which are caused in a disturbance and/or in an influence of the cyclooxygenase-2-inhibition a pharmaceutical composition comprising a cyclooxygenase-2-inhibitor as active ingredient is perorally administered in a daily dosage of 0.05 to 1000 mg, relative to the active ingredient, for an adult.

Preferably the inventive method is used for therapy and/or prophylaxis of ischemic diseases, senile dementia, cancer, asthma, arterial sclerosis, and/or inflammation diseases.

Depending on the concentration of the active ingredient which is to administer the inventive composition is given one time to three times each day.

#### DESCRIPTION OF PREFERRED EMBODIMENTS

The present invention will next be described in detail.

As mentioned above, the present invention provides a cyclooxygenase-2-inhibitor containing, as an active ingredient, a compound of formula (1). Substituents for the formula (1) compound are as follows:

$R^1$  is a hydrogen atom or an alkyl group having 1-3 carbon atoms, with hydrogen being preferred.

$R^2$  is a peptide or protein capable of binding through its own thiol group within the molecule, or  $R^1$  and  $R^2$  may join to each other to form a single bond.

R<sup>1</sup> is a hydrogen atom, a halogen atom, an alkyl group having 1-3 carbon atoms, an alkoxy group having 1-3 carbon atoms, a trifluoromethyl group, or a nitro group. Among these, hydrogen is preferred.

The present invention also provides a cyclooxygenase-2-inhibitor containing, as an active ingredient, a compound of formula (2). Substituents for the formula (2) compound are as follows:

R<sup>2</sup> in the above formula (2) denotes a peptide or protein capable of binding through its own thiol group within the molecule; with regard to the protein or the peptide, any protein or peptide can be used as far as it is physiologically acceptable; however, proteins present in serum such as albumins and globulins are preferred; further, among these serum proteins, the albumins are much preferred; and among the albumins the human albumin is most preferred.

The synthesis method of compound A used in the present invention has already been disclosed in Japanese Patent Publication (*kokoku*) No. 2-38591 (i.e., Japanese Patent Application Laid-open (*kokai*) No. 57-67568). The synthesis method for compound B has also been disclosed in Japanese Patent Application Laid-open (*kokai*) No. 7-233056.

Through known formulation techniques, the compound A of the present invention can be formulated in the form of a tablet, capsule, powder, granule, syrup, or preparation for injection, along with additives such as an excipient, binder, disintegrator, and solubilizer.

Specific formulation examples will be described below.

In the case of the tablet, the following formula may be used:

Tablet

compound A	50 mg
carboxymethylcellulose	25 mg
starch	5 mg
crystalline cellulose	40 mg
magnesium stearate	2 mg
-----	
total	122 mg

Compound A, when delivered by typical oral administration or parenteral administration such as injection, manifests respective expected primary pharmacological effects. In the case of oral administration, the dosage of chemical compound A is 100-2000 mg/day, preferably 200-1000 mg/day, for an adult. The dosage can be changed, depending on the severity of the patient's symptoms.

The 2-phenylcarbamoyl-phenylselenyl derivatives of the present invention and physiologically acceptable salts thereof are administered orally or parenterally. In the case of peroral administration to adults, the dosage is usually 0.05-1000 mg/day.

Toxicity

Concerning the toxicity of compounds A and B, their LD50 values were determined through use of mice and rats.

The LD50 of each compound for the mouse was not less than 6810 (mg/kg) when administered orally, and was 740 (mg/kg) when administered intraperitoneally. In the case of the rat, to reach LD50, large doses were required. These results indicate that safety levels for administration of those compounds are very high. One of the compounds, S-(2-phenylcarbamoyl-phenylselenyl)albumin, was tested for the acute toxicity. The compound was dissolved in physiological saline and was intravenously administered to mice (5 g/kg). Its LD50 was much higher than 1 g/kg, thus confirming its high safety level.

#### Acute toxicity

Four Wistar strain male rats at 8 weeks of age were subjected to an acute toxicity test. S-(2-phenylcarbamoyl-phenylselenyl)albumin dissolved in physiological saline was intravenously administered (1 g/kg/3 ml), and then the rats were observed for the next twenty-four hours. Within the observation period, no particular side effect was noticed, and all rats survived healthily. Furthermore, upon much higher doses of administration to both the mouse and rat, no problematic side effect was observed.

Among the compounds, S-(2-phenylcarbamoyl-phenylselenyl)albumin is expected to achieve the most promising efficacy. Prostaglandin H2 synthesized with cyclooxygenase 2 and its metabolites, such as prostaglandin D2, E2, and F2 and thromboxane A2 and B2, are placed in the arachidonate cascade, downstream of arachidonic acid. As

mentioned above, these are involved in ischemic diseases, senile dementia, cancer, asthma, arterial sclerosis, and a variety of inflammation diseases. These diseases can be treated with the 2-phenylcarbamoyl-phenylselenyl derivatives as well as with physiologically acceptable salts thereof, and excellent prognosis is expected upon their administration.

In the present invention, the 2-phenylcarbamoyl-phenylselenyl derivatives encompass compound A and compound B.

Through known formulation techniques, the 2-phenylcarbamoyl-phenylselenyl derivatives of the present invention and physiologically acceptable salts thereof can be formulated in the form of a tablet, capsule, powder, granule, syrup, or preparation for injection, along with additives such as an excipient, binder, disintegrator, and solubilizer.

The 2-phenyl-1,2-benzisoselenazol-3(2H)-one derivatives and 2-phenylcarbamoyl-phenylselenyl derivatives, both being compounds of the present invention, were tested *in vitro* for their inhibitory effects on cyclooxygenase 2 activity, which catalyzes synthesis of prostaglandin H<sub>2</sub> from arachidonic acid. The results show remarkably strong inhibitory effects, which were much stronger than that of indomethacin (see Table 1).

Thus, the 2-phenyl-1,2-benzisoselenazol-3(2H)-one derivatives and 2-phenylcarbamoyl-phenylselenyl derivatives, both being related to the present invention, are most promising candidates as drugs for treatment of the above diseases that involve synthesis of prostaglandin H<sub>2</sub> with

cyclooxygenase 2.

The present invention will be described next in detail by way of experimental examples, which should not be construed as limiting the scope of the present invention.

#### Experimental example 1

Arachidonic acid was used as the substrate in the present example. Ten  $\mu\text{l}$  of arachidonic acid was dissolved in methanol (10 mg/ml) and mixed with 5  $\mu\text{Ci}$  of  $^{14}\text{C}$ -labeled arachidonic acid; and to obtain a dried substrate, the solvent was evaporated by blowing with nitrogen gas at room temperature. Subsequently, the substrate was dissolved in 50  $\mu\text{l}$  of dimethylsulfoxide (DMSO), and 10 ml of 5 mM Tris-HCl buffer (pH 8.0) containing 2 mM phenol was added to the substrate solution, followed by sonication to completely dissolve the sample. Separately, test compounds having final concentrations of 0.1-10  $\mu\text{M}$  were prepared. In this experiment, a human serum albumin (HAS)-binding compound was dissolved with the above buffer, and the other compounds were dissolved with DMSO. Five  $\mu\text{l}$  of each compound solution was added to 5  $\mu\text{l}$  of the above substrate solution, followed by mixing. The samples were then preincubated at 35°C for about 10 min. Cyclooxygenase 2 derived from sheep placenta (Cayman Chem.) had been separately diluted 10-fold with the above buffer, and 20  $\mu\text{l}$  of the enzyme solution was added to each of the above samples. The enzyme reaction was carried out at 35°C for 30 min, and stopped by adding 0.5 ml of ice-cold ethanol to each sample. Then, to 0.9 ml of each sample,

2.0 ml of 2% acetic acid solution was added. Arachidonic acid and its metabolite prostaglandin H<sub>2</sub> were then extracted with 3.0 ml of ethyl acetate. From each extracted sample, a 2.0-ml portion was transferred to a new test tube. The solvent was distilled off from the transferred samples under reduced pressure, and the samples were dried *in vacuo*. Then each dried sample was dissolved in 100  $\mu$ l of methanol, out of which 5  $\mu$ l was subjected to analysis by high resolution thin layer chromatography. Arachidonic acid and its metabolite prostaglandin H<sub>2</sub> were separated by chromatography with a developing solution of chloroform, ethyl acetate, methanol, acetic acid and water in proportions of 70:30:8:1:0.5 (v/v). The chromatography plate, together with a <sup>14</sup>C-standard substance, was exposed to an imaging plate (Fuji Film), and was analyzed with Fuji Film Bio-Image analyzer BAS-2000 to obtain an autoradiogram. By scanning of spots corresponding to the standard radioactive samples, a standard dose-response curve was plotted. Then, by use of the standard curve, each scanned value of arachidonic acid spots and prostaglandin H<sub>2</sub> spots was converted to a amount of radiation. Indomethacin was purchased from Sigma, and PZ25 was a gift from Rhone-Poulenc Rorer.

The results are shown in Table 1.

Table 1. Cyclooxygenase Inhibitor 2

Dose of compound ( $\mu\text{M}$ )	Generated Amount of Prostaglandin H2 (%)			
	Compound A	Compound B	PZ25	Indomethacin
1	91.8 $\pm$ 14.3	78.33 $\pm$ 10.58	N.D.	N.D.
3	78.6 $\pm$ 5.28	72.13 $\pm$ 4.53*	103.25 $\pm$ 9.29	95.55 $\pm$ 7.87
10	46.88 $\pm$ 6.49**	35.40 $\pm$ 1.49**	103.53 $\pm$ 11.2	99.45 $\pm$ 7.80
30	20.10 $\pm$ 1.95**	N.D.	93.9 $\pm$ 9.06	96.55 $\pm$ 9.63
	N.D.	N.D.	N.D.	N.D.

ND: Not done

Significance level for p-value: \*,  $P < 0.05$ ; \*\*,  $P < 0.01$  (calculated by Williams-Wilcoxon test)

Compound A: 2-phenyl-1,2-benzisoselenazol-3(2H)-one

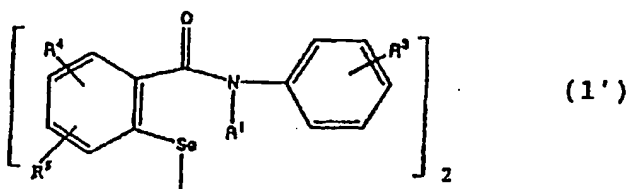
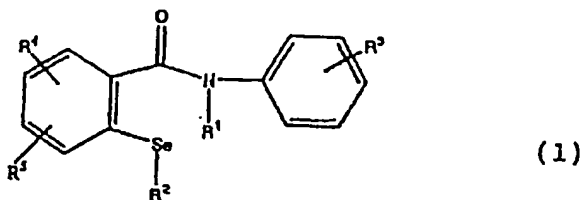
Compound B: S-(2-phenylcarbamoyl-phenylselenyl)albumin

PZ25: 2-phenyl-1,2-benzisothiazol-3(2H)-one



What is Claimed is:

1. A cyclooxygenase-2-inhibitor comprising, as an active ingredient, a compound represented by the following formula (1) or (1'):



wherein R<sup>1</sup> represents a hydrogen atom or an alkyl group having 1-3 carbon atoms; R<sup>2</sup> represents a hydrogen atom, a hydroxyl group, an organic group capable of being bound through its thiol group within the molecule, or R<sup>1</sup> and R<sup>2</sup> may join to each other to form a single bond; R<sup>3</sup> represents a hydrogen atom, a halogen atom, an alkyl group having 1-3 carbon atoms, an alkoxy group having 1-3 carbon atoms, a trifluoromethyl group, or a nitro group; each of R<sup>4</sup> and R<sup>5</sup>, which may be identical to or different from each other, represents a hydrogen atom, a halogen atom, an alkoxy group having 1-4 carbon atoms, a trifluoromethyl group, or R<sup>4</sup> and R<sup>5</sup> may join to each other to form a methylenedioxy group; a salt thereof, or a hydrate thereof.

2. The cyclooxygenase-2-inhibitor according to Claim 1, wherein R<sup>2</sup> is a peptide, a protein, or a glycoprotein, and is

capable of being bound through its thiol group within the molecule.

3. The cyclooxygenase-2-inhibitor according to Claim 1 or 2, wherein R<sup>2</sup> is albumin, a glutathione group, or an  $\alpha$ -amino acid group, and is capable of being bound through its thiol group within the molecule.

4. The cyclooxygenase-2-inhibitor according to claim 3, wherein said albumin is a human albumin.

5. A cyclooxygenase-2-inhibitor comprising, as an active ingredient, 2-phenyl-1,2-benziselenazol-3(2H)-one, a salt thereof, or a hydrate thereof.

6. A cyclooxygenase-2-inhibitor comprising, as an active ingredient, S-(2-phenylcarbamoyl-phenylselenyl)-albumin, a salt thereof, or a hydrate thereof.

7. A method for producing a pharmaceutical composition for the therapy and/or prophylaxis of such diseases which are caused in a disturbance and/or in an influence of the cyclooxygenase-2-inhibition wherein for producing of said composition a cyclooxygenase-2-inhibitor according to one of the preceding claims 1 to 6 is used as active ingredient.

8. A method for producing a pharmaceutical composition for the therapy and/or prophylaxis of ischemic diseases, senile dementia, cancer, asthma, arterial sclerosis, and/or inflammation diseases wherein for producing of said composition

a cyclooxygenase-2-inhibitor according to one of the preceding claims 1 to 6 is used as active ingredient.

9. The method according to claim 7 or 8, wherein for producing of said composition a mixture of cyclooxygenase-2-inhibitors according to one of the preceding claims 1 to 6 is used as active ingredient.

10. The method according to one of the claims 7 to 9, wherein for producing of said composition beside the active ingredient or beside of the active ingredient mixture further at least one excipient, binder, disintegrator, and/or solubilizer is used.

11. The method according to one of the claims 7 to 10, wherein said composition is formulated in the form of a tablet, capsule, powder, granule, syrup, and/or a preparation for injection.

12. A method for therapy and/or prophylaxis of such diseases which are caused in a disturbance and/or in an influence of the cyclooxygenase-2-inhibition, wherein a pharmaceutical composition comprising a cyclooxygenase-2-inhibitor according to one of the preceding claims 1 to 6 as active ingredient is orally administered in a daily dosage of 100 to 2000 mg, relative to the active ingredient, for an adult.

13. The method according to claim 12, wherein said composition is orally administered in a daily dosage of 200 to 1000 mg, relative to the active ingredient, for an adult.

14. A method for therapy and/or prophylaxis of such diseases which are caused in a disturbance and/or in an influence of the cyclooxygenase-2-inhibition wherein a pharmaceutical composition comprising a cyclooxygenase-2-inhibitor according to one of the preceding claims 1 to 6 as active ingredient is perorally administered in a daily dosage of 0.05 to 1000 mg, relative to the active ingredient, for an adult.

15. A method for therapy and/or prophylaxis of ischemic diseases, senile dementia, cancer, asthma, arterial sclerosis, and/or inflammation diseases, wherein a pharmaceutical composition comprising a cyclooxygenase-2-inhibitor according to one of the preceding claims 1 to 6 as active ingredient is orally administered in a daily dosage of 100 to 2000 mg, relative to the active ingredient, for an adult.

16. The method according to claim 15, wherein said composition is orally administered in a daily dosage of 200 to 1000 mg, relative to the active ingredient, for an adult.

17. A method for therapy and/or prophylaxis of ischemic diseases, senile dementia, cancer, asthma, arterial sclerosis, and/or inflammation diseases, wherein a pharmaceutical composition comprising a cyclooxygenase-2-inhibitor according

to one of the preceding claims 1 to 6 as active ingredient is perorally administered in a daily dosage of 0.05 to 1000 mg, relative to the active ingredient, for an adult.

18. The method according to one of the claims 12 to 17, wherein said composition is administered in the form of a tablet, capsule, powder, granule, syrup, and/or a preparation for injection.

19. The method according to claim 18, wherein said composition is administered one time to three times each day.

Ridout & Maybee  
Suite 2400  
One Queen Street East  
Toronto, Canada M5C 3B1  
Patent Agents of the Applicant